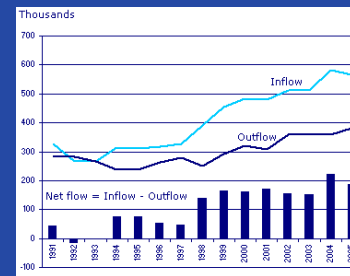
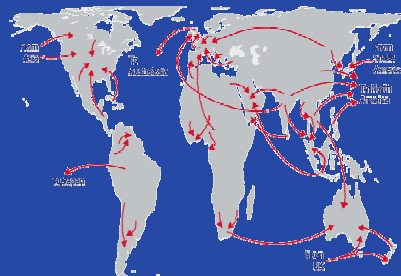


Using data exchange to measure emigration



United Nations Statistics Division

Regional workshop on *Strengthening the collection and use of international migration data in the context of the 2030 Agenda for Sustainable Development*, 31 January-3 February 2017, Bangkok

ECLAC – the IMILA project

IMILA: Investigación de la Migración Internacional en Latinoamérica

Busqueda por País

País de Nacimiento País de residencia (Censo)

Países disponibles

Obtener Archivo

**Banco de datos en línea sobre Investigación de la Migración Internacional en América Latina y el Caribe, IMILA, que re
nacionales de población.**

Source: <http://www.cepal.org/celade/migracion/imila/>

IMILA project (cont.)



CELADE - Centro Latinoamericano y Caribeño de Demografía
División de Población
Comisión Económica para América Latina y el Caribe - CEPAL

[Portada](#) | [Que es CELADE](#) | [Comité P y D](#) | [Documentos y Publicaciones](#) | [Agenda y Capacitación](#) | [Información Demográfica](#) | [Tópicos Emergentes](#) | [REDATAM](#)

IMILA: Investigación de la Migración Internacional en Latinoamérica

MÉXICO 2000: (Residencia)

País de nacimiento

Tablas disponibles

- 01 -POBLACION SEGÚN SEXO Y EDAD
- 02 -POBLACION DE 15 AÑOS Y MAS, SEGÚN ESTADO CIVIL POR SEXO Y EDAD
- 03 -POBLACION DE 10 AÑOS Y MAS SEGÚN CONDICION DE ACTIVIDAD, POR SEXO Y EDAD
- 04 -POBLACION DE 10 AÑOS Y MAS, ECONOMICAMENTE ACTIVA, SEGÚN RAMA DE ACTIVIDAD ECONOMICA POR SEXO Y EDAD

[Obtener Archivo](#)

IMILA project: People born in Ecuador living in Mexico 2000

<i>Ecuador</i>				
Grupos de edad	Total	Hombres	Mujeres	Relación de Masculinidad
Total	1,190	611	579	105.5
0 - 4	39	17	22	77.3
5 - 9	63	33	30	110.0
10 - 14	45	31	14	221.4
15 - 19	64	28	36	77.8
20 - 24	153	90	63	142.9
25 - 29	117	45	72	62.5
30 - 34	141	76	65	116.9
35 - 39	133	74	59	125.4
40 - 44	114	55	59	93.2
45 - 49	81	37	44	84.1
50 - 54	68	28	40	70.0
55 - 59	58	31	27	114.8
60 - 64	43	24	19	126.3
65 - 69	21	16	5	320.0
70 - 74	18	7	11	63.6
75 - 79	16	10	6	166.7
80 - 84	4		4	
85 y más	8	6	2	300.0
Ign	4	3	1	300.0

OECD – DIOC data

Database on Immigrants in OECD and non-OECD Countries: DIOC

Several years ago, the OECD started to compile data based on population censuses of OECD countries for the 2000 census round.

Since then, another round was added to the first one. And the OECD and the World Bank have joined their efforts in a project aimed at extending the coverage of the Database on Immigrants in OECD Countries (DIOC) to non-OECD destination countries (DIOC-E or DIOC extended). This data collection made it possible to calculate emigration rates by skill level.

The datasets include information on demographic characteristics (age and gender), duration of stay, labour market outcomes (labour market status, occupations, sectors of activity), fields of study, educational attainment and the place of birth.

You can download these datasets (zipped csv files):

		Countries	reference years 2000/01	reference years 2005/06	reference years 2010/11
DIOC	Database on Immigrants in OECD Countries	34 destination countries and more than 200 countries of origin	<ul style="list-style-type: none">• Full dataset• Methodology• Emigration rates	<ul style="list-style-type: none">• Full dataset• Methodology• Emigration rates	<ul style="list-style-type: none">• Full dataset• Methodology
DIOC-E (DIOC extended)	Database on Immigrants in OECD <i>and non-OECD</i> Countries	100 destination countries and more than 200 countries of origin	<ul style="list-style-type: none">• Full dataset• Methodology• Emigration rates		<ul style="list-style-type: none">• Full dataset• Methodology

Source: <http://www.oecd.org/els/mig/dioc.htm>

OECD-DIOC: Pakistanis in Australia

	country	coub	national	nationality	sex	age	edu_detail	edu_lfs	birth	oecd	oecdb	source	regionb	fborn	number
68	AUS	PAK	0			1	1	1	1 FB		1	0 census	ASIA		975
69	AUS	PAK	1			1	1	1	1 FB		1	0 census	ASIA		993
70	AUS	PAK	99			1	1	1	1 FB		1	0 census	ASIA		68
71	AUS	PAK	0			1	2	1	1 FB		1	0 census	ASIA		16
72	AUS	PAK	1			1	2	1	1 FB		1	0 census	ASIA		8
73	AUS	PAK	99			1	2	1	1 FB		1	0 census	ASIA		4
74	AUS	PAK	0			1	2	2	1 FB		1	0 census	ASIA		101
75	AUS	PAK	1			1	2	2	1 FB		1	0 census	ASIA		187
76	AUS	PAK	99			1	2	2	1 FB		1	0 census	ASIA		8
77	AUS	PAK	0			1	2	3	2 FB		1	0 census	ASIA		834
78	AUS	PAK	1			1	2	3	2 FB		1	0 census	ASIA		625
79	AUS	PAK	99			1	2	3	2 FB		1	0 census	ASIA		33
80	AUS	PAK	0			1	2	4	2 FB		1	0 census	ASIA		32
81	AUS	PAK	1			1	2	4	2 FB		1	0 census	ASIA		5
82	AUS	PAK	0			1	2	5	3 FB		1	0 census	ASIA		720
83	AUS	PAK	1			1	2	5	3 FB		1	0 census	ASIA		148
84	AUS	PAK	99			1	2	5	3 FB		1	0 census	ASIA		19
85	AUS	PAK	0			1	2	99	99 FB		1	0 census	ASIA		90
86	AUS	PAK	1			1	2	99	99 FB		1	0 census	ASIA		58
87	AUS	PAK	99			1	2	99	99 FB		1	0 census	ASIA		34
88	AUS	PAK	0			1	3	1	1 FB		1	0 census	ASIA		22
89	AUS	PAK	1			1	3	1	1 FB		1	0 census	ASIA		10
90	AUS	PAK	99			1	3	1	1 FB		1	0 census	ASIA		3
91	AUS	PAK	0			1	2	2	1 FB		1	0 census	ASIA		27

Source: <http://www.oecd.org/els/mig/dioc.htm>

UNECE: migration data clearinghouse

🏠 >> UNECE Statistical Database >> Population and Gender >> Migration

1

Choose table

2

Choose variable

3

Show table

UNECE Statistical Database

- 📄 Table 1.1: Population by place of birth
- 📄 Table 1.2: Foreign-born population by country of birth
- 📄 Table 2.1: Population by citizenship status
- 📄 Table 2.2: Foreigners by country of citizenship
- 📄 Table 3: Long-term immigration by country of previous residence (flows)
- 📄 Table 4: Long-term emigration by country of next residence (flows)
- 📄 Table 5.1: Long-term immigration by citizenship status (flows)
- 📄 Table 5.2: Long-term immigration of non-citizens by country of citizenship (flows)
- 📄 Table 6.1: Long-term emigration by citizenship status (flows)
- 📄 Table 6.2: Long-term emigration of non-citizens by country of citizenship (flows)
- 📄 Table 7.1: Citizenship acquisition by status of recipient
- 📄 Table 7.2: Citizenship acquisition by country of previous citizenship

http://w3.unece.org/PXWeb2015/pxweb/en/STAT/STAT__30-GE__99-MCH_1

UNECE international migration data

[Home](#) >> [UNECE Statistical Database](#) >> [Population and Gender](#) >> [Migration](#) >> [Table 1.1: Population by place of birth](#)

1

Choose table

2

Choose variable

3

Show table

Table 1.1: Population by place of birth

Select variable

About table

Mark your selections and choose between table on screen and file format. Marking tips
For variables marked * you need to select at least one value

Country *	Age *	Place of birth	Sex *	Year *
<input checked="" type="checkbox"/> <input type="checkbox"/> <input type="checkbox"/> <input type="checkbox"/> <input type="checkbox"/>	<input checked="" type="checkbox"/> <input type="checkbox"/> <input type="checkbox"/> <input type="checkbox"/> <input type="checkbox"/>	<input checked="" type="checkbox"/> <input type="checkbox"/> <input type="checkbox"/> <input type="checkbox"/> <input type="checkbox"/>	<input checked="" type="checkbox"/> <input type="checkbox"/> <input type="checkbox"/> <input type="checkbox"/> <input type="checkbox"/>	<input checked="" type="checkbox"/> <input type="checkbox"/> <input type="checkbox"/> <input type="checkbox"/> <input type="checkbox"/>
Total 11 Selected 0	Total 18 Selected 0	Total 4 Selected 0	Total 3 Selected 0	Total 9 Selected 0
Armenia Azerbaijan Belarus Georgia Kazakhstan Kyrgyzstan	Total 0-4 5-9 10-14 15-19 20-24	Total population Total foreign-born Total native Unknown	Both sexes Men Women	2000 2001 2002 2009 2010 2011
Search <input type="text"/> <input type="button" value=">"/> <input type="checkbox"/> Beginning of row	Search <input type="text"/> <input type="button" value=">"/> <input type="checkbox"/> Beginning of row	Search <input type="text"/> <input type="button" value=">"/> <input type="checkbox"/> Beginning of row	Search <input type="text"/> <input type="button" value=">"/> <input type="checkbox"/> Beginning of row	Search <input type="text"/> <input type="button" value=">"/> <input type="checkbox"/> Beginning of row

Number of selected data cells are: 0 (maximum number allowed is 100,000)
Presentation on screen is limited to 1,000 rows and 30 columns

Table - Layout 1

UNDESA: census data

Country of citizenship	India
Country or area of enumeration	Singapore
Criterion	Country of citizenship
Year	2000
Source	Census
Footnote	

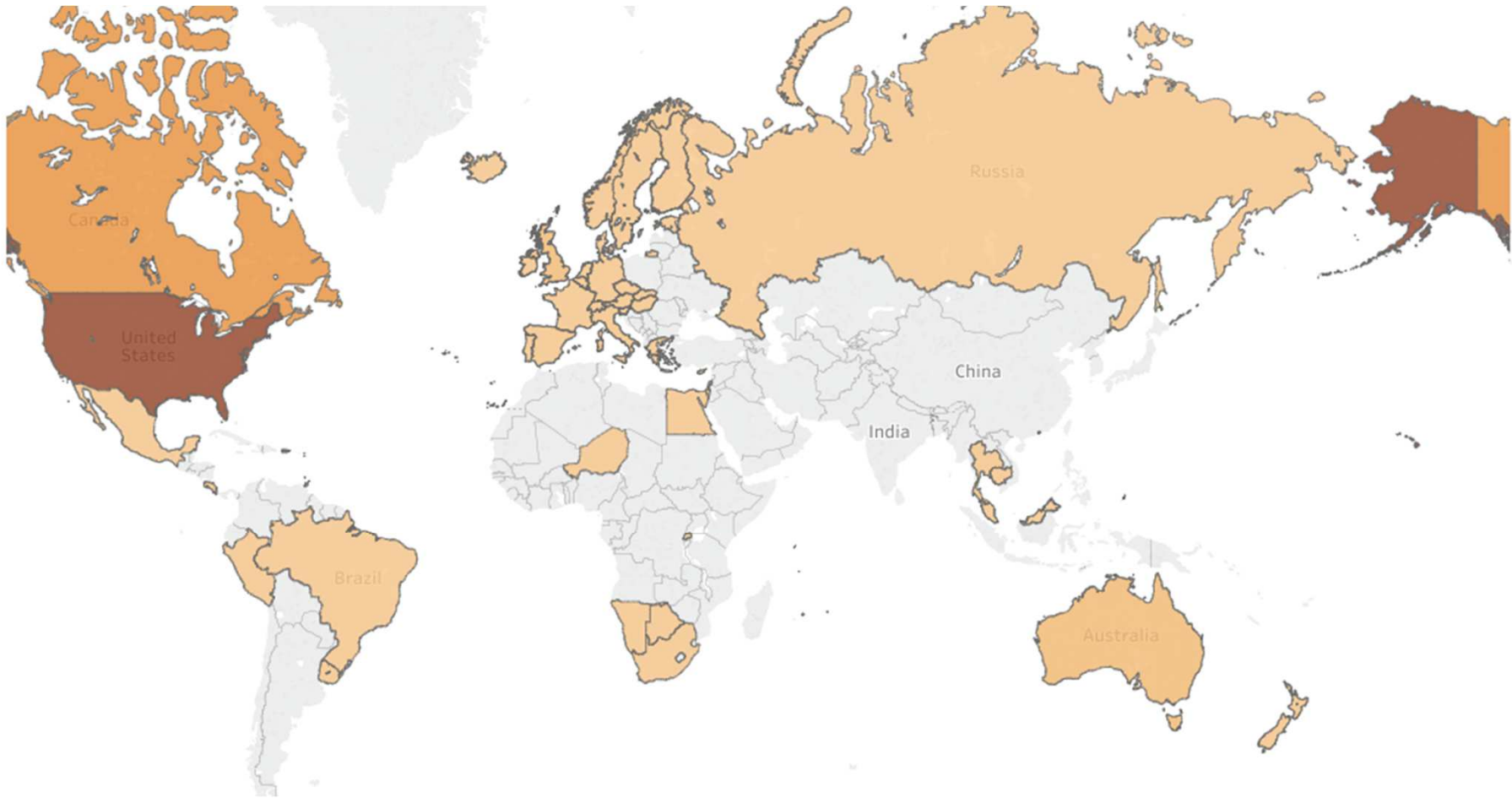
Age Group	Male	Female	Total
Total	24,235	18,914	43,149
00-04	1,932	1,781	3,713
05-09	1,468	1,375	2,843
10-14	990	1,007	1,997
15-19	556	638	1,194
20-24	601	1,383	1,984
25-29	2,140	3,398	5,538
30-34	4,312	3,184	7,496
35-39	3,103	1,889	4,992
40-44	1,817	1,096	2,913
45-49	1,124	765	1,889

<https://esa.un.org/unmigration/>

Data exchange can generate data on emigrants

- Provide information on emigration that is often missing from regular country data production
 - Number of citizens or native-born living in other countries
 - Characteristics of citizens/native-born living abroad: age, sex, educational attainment, labour force status and occupation

Example: Filipinos overseas



Some challenges

- Coverage of data
- Availability of data in receiving countries (total and disaggregation)
- Comparability of data

More resources

- Guidelines for exchanging data to improve emigration statistics

(https://www.unece.org/fileadmin/DAM/stats/publications/Guidelines_improve_emigration_statistics.pdf)